

Statif Pro DReam




see thoroughly,
insure safety



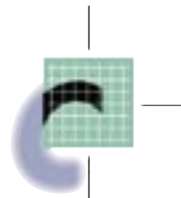
digital C-arm system

Remote
Compact
Fully digital

stephani
RADIOLOGICAL SOLUTIONS



Statif Pro DReam

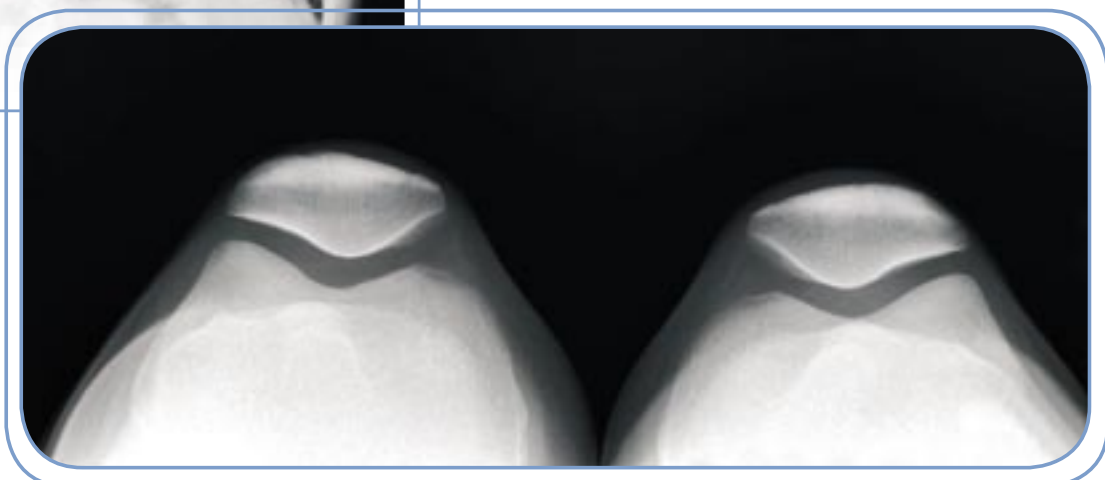


OVERVIEW

The **Statif Pro DReam** is a new radiographic concept equipped with a Flat Panel Detector (FPD) that enables instantaneous display, image processing and network capabilities: archiving and printing.

Thanks to its small footprint, the **Statif Pro DReam** allows a wide range of procedures in a compact design. The **Statif Pro DReam** excels in advanced features and user-friendly interface. Workflow and productivity are key points of the equipment and enhance the quality of patient care.

The FPD ensures outstanding images at lower dose to emphasize a relevant diagnosis.



see thoroughly, insure safety

AUTO-POSITIONING

CUSTOMIZED PROTOCOLS

- Possibility to program positions of the statif: SID, tube, arm and detector positions and collimator size.
- Auto-positioning from the anatomical protocol on the acquisition console.



SAFETY FEATURES

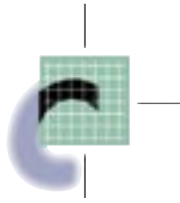


Intelligent anti-collision system, which automatically moves backwards when entering in contact with any object and actuating in any position of the system. These key features simplify patient positioning and make it safer.

Safety light beams detect the patient on the table and disable all movements except for arm upwards.



Statif Pro DReam



MULTIPURPOSE

STATIF PRO DREAM FOR YOUR DAILY PROJECTIONS

The **Statif Pro DReam** has preset positions with the right projection angles, dedicated to extremity procedures for a convenient patient positioning



The **Statif Pro DReam** moves automatically to any position such as chest procedures with 180 cm SID or cross lateral examinations on trolley

The **Statif Pro DReam** has a wide vertical travel to perform standing exams from head to foot.



see thoroughly, insure safety

FULLY DIGITAL

WITH THE PORTABLE FPD, EVERYTHING IS DIGITAL

Standing feet on FPD: the tube can be rotated for exposure on **the portable FPD**



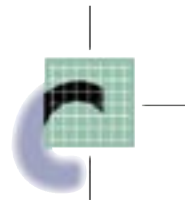
Skyline patellars radiography with **the portable FPD** becomes a routine procedure.



With **the portable FPD**, advanced examinations are possible such as hip joint.



Statif Pro DReam




USER-FRIENDLY

ADVANCED FEATURES FOR THE HIGHEST STANDARD IN X-RAY IMAGING



Large FPD of 43 x 43 cm active area for general radiography procedures.

Portable FPD of 35 x 43 cm is particularly thin and lightweight for easy patient positioning.



CONTROL SOLUTIONS

Infra red remote for controlling the system from anywhere.



DReam control station (option): on/off, system positioning and emergency stop.

MOBILE ELEVATING TABLE (OPTIONAL)

- Floating tabletop
- Motorized elevation
- Batteries powered



see thoroughly, insure safety

IMAGE PROCESSING

TOUCH SCREEN ACQUISITION WORKSTATION

The intuitive user interface is easy to operate with unlimited preset anatomical programs in one single touch. High quality preview images are available within 3 seconds prior to transmission or printout standardized DICOM interface. Powerful processing is available.



STITCHING (OPTIONAL): SPINE AND LONG BONE IMAGING



The **Statif Pro DReam** allows two to five images to be pasted together. The positioning stand keeps patient comfortable during the acquisition.



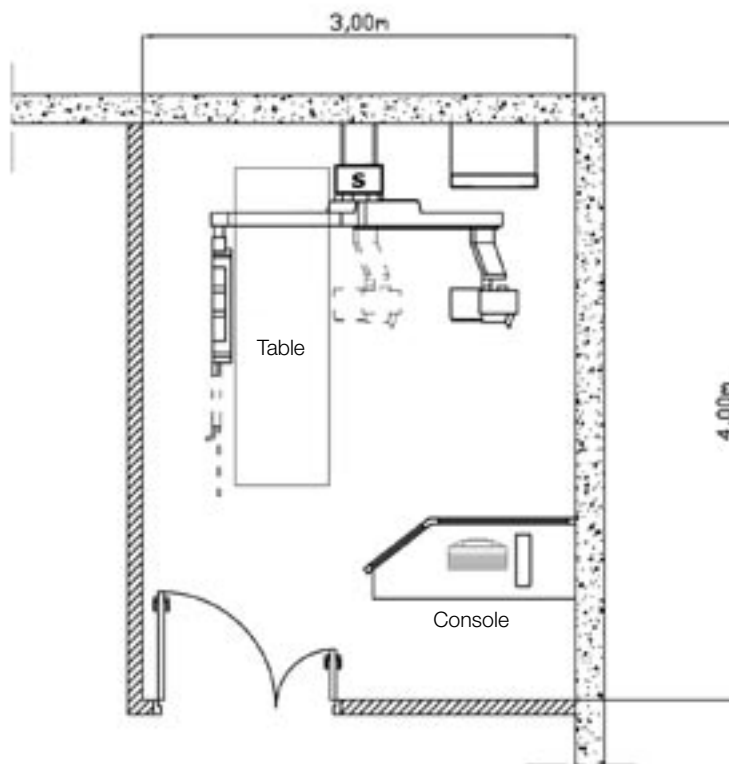
DREAMVIEW POST PROCESSING CONSOLE (OPTIONAL)

The DReamview is a multi-modality console that includes tools and measures for accurate diagnosis.



Technical specifications

Motorized SID	from 100 to 180 cm	
Motorized vertical movement	126.5 cm	
Motorized arm rotation	+ 120°/- 30°	
Tube rotation	+/- 180°	
Customizable automatic positioning		
Anti-collision safety features		
Bucky tilting	+/- 45°	
Grid	Removable	
Patient table	70 x 200 x 65 cm	
Elevating table (optional)	57.5 to 84 x 200 x 65.5 cm	
Flat panel detector	CXDI - 50 series	CXDI - 40 series
Scintillator	Csl or GOS	
Size	35 x 43 cm	43 x 43 cm
Pixel	5.9 million	7.2 million
Pixel pitch	160 µm	
Preview image	3 s.	
A/D conversion	14 bits	
DICOM 3.0	Store, Print	
Options	DAP, additional grids, MPPS, Worklist, Storage commitment	



Recommended dimensions :
Room size : 12 m²



Head Office

Rue Jean Moulin - ZI du Bayon
42150 La Ricamarie - FRANCE
Tel : + 33 4 77 47 81 60
Fax : + 33 4 77 37 55 19

www.stephanix.com

Export department

15, rue du Saule Trapu
91882 Massy cedex - FRANCE
Tel : + 33 1 60 13 56 25
Fax : + 33 4 77 37 55 19